

Superior[®] Shelter

2022 PRODUCT CATALOG



PlayGO
CO.

You Name It, We've Built It

At Superior Recreational Products (SRP), our 50+ years of experience has allowed us to provide shelter structures for nearly every outdoor location and application. Our line delivers creative solutions and unique designs to solve your biggest need — an architectural design that provides protection from the sun and weather.

Serving Multiple Markets

We serve a variety of markets including parks and recreation, sport facilities, zoos, aquariums, housing developments, business and office parks, hospitality, schools, and universities.

Our Top Features and Benefits



Proudly **made in the USA**



Hidden connections provide a clean look



We offer sealed drawings to ensure your shelter meets **local building codes**



Powder Coat Institute 4000 certified for our durable powder coat with epoxy primer



We offer **prompt engineering services**



Framework **withstands high winds and snow loads**

Certified Fabricator

LADBS Certified Fabricator and City of Houston Registered Fabricator.




Contents

- 02 Square & Hexagon
- 03 Octagon & Hip
- 04 Gable & Monoslope
- 05 Trellis & Privacy
- 06 Mini & Kiosks
- 07 Featured Projects
- 11 Design Options
- 12 Colors
- 13 Warranty





Base Design



Square

simplest shade solution

Suggested applications include picnic shelter, cluster mailbox shelter, and rest area shelter.


MAXIMUM SIZE

50'

ROOF PITCHES

4:12 (Standard 7'6" Entry Height)
+/- 2:12 (Optional)

[UPGRADE YOUR SHELTER | PAGE 11](#)



Base Design



Hexagon

perfect for intimate spaces

Suggested applications include picnic shelter, bench gazebo, and wedding gazebo.



MAXIMUM SIZE

64'


ROOF PITCHES

Standard Single Tier Varies by Size
8:12 (Standard Duo-Top)
+/- 2:12 (Optional)

[UPGRADE YOUR SHELTER | PAGE 11](#)



Base Design



Octagon

create an ornate statement

Suggested applications include picnic pavilion, carousel pavilion, and wedding gazebo.

MAXIMUM SIZE

64'


ROOF PITCHES

5:12 (Standard)
+/- 2:12 (Optional)

[UPGRADE YOUR SHELTER | PAGE 11](#)



Base Design



Hip End

versatile rectangular shape

Suggested applications include bleacher shelter, bus stop shelter, and portable restroom shelter.

MAXIMUM SIZES

- Length: 110'
- Width: 50'

ROOF PITCHES


4:12 (Standard)
+/- 2:12 (Optional)

[UPGRADE YOUR SHELTER | PAGE 11](#)





Standard Design



Gable End

versatile rectangular shape

- Suggested applications include event space, sport covers, and picnic shelter.
- Available designs include standard and duo-top.

MAXIMUM SIZES

- Length: 104'
- Width: 50'

ROOF PITCHES

- 4:12 (Standard)
- +/- 2:12 (Optional)

UPGRADE YOUR SHELTER | PAGE 11



Duo-Top Design



Standard Design



Monoslope

the walkway, bus stop, and dugout shelter

- Suggested applications include walkway shelter, bleacher shelter, bus stop shelter, and dugout shelter.
- Available designs include standard and cantilever.


MAXIMUM SIZES

- Length: 30'
- Width: 26'

UPGRADE YOUR SHELTER | PAGE 11



Cantilever Design



Standard Design

Cantilevered Trellis

make a decorative statement

- Suggested applications include walkway shade, garden shade, and bench shade.
- Available styles are covered walkway, arched covered walkway, and covered walkway with overhang.

MAXIMUM SIZES

- Length: 40'
- Width: 9'



Privacy Shelters

decorative and functional

- Suggested applications include bus stop shelter and portable lavatory shelter.
- Available as one- to three-sided.
- Designed to enclose one, two, or accessible portable lavatories.
- Screens available in lexan or perforated aluminium.


SIZES

Inquire About Sizes





Base Two Column Gable Mini Shelter



Mini Shelters

for small areas

Suggested applications include picnic table shelter and bus stop shelter.

OPTIONS

- Two Column Gable
- Two Column Square
- Hip



Hip Mini Shelter



Two Column Square Mini Shelter



Kiosks

for welcome areas

Suggested applications include park welcome areas, apartments, and other entrance areas.

OPTIONS

- One-Sided, Two-Sided, Three-Sided, or Four-Sided
- Available with Lockable Display Cases & Internal Cork Boards
- Integrated Benches



Single Sided Kiosk Design with Upgraded Columns



Gable Design with Integrated Benches and Cork Boards

FEATURED PROJECT

Potomac Green Park


Ashburn, Virginia

FEATURED PRODUCTS

- 1 24' x 36' Gable End
- 2 30' x 36' Hip End, 2 Quantity
- 3 15' x 45' Cantilevered Structure, 2 Quantity
- 4 4' x 6' Custom Kiosk

FEATURED COLORS

Green Powder Coat Frame
Copper Penny Roof



7 Featured Projects

9 Mini Shelters & Kiosks



FEATURED PROJECT

Aventine West Melbourne

West Melbourne, Florida

FEATURED PRODUCTS

① 12' x 20' Hip End, 3 Quantity

FEATURED COLORS

White Powder Coat Frame

Surrey Beige Roof

[Visit **srpshelter.com/inspirations**](https://srpshelter.com/inspirations)
to learn more about this project.



FEATURED PROJECT

Anderson Heights Park

Albuquerque, New Mexico

FEATURED PRODUCT

① 12' Square Structure

FEATURED COLORS

White Powder Coat Frame

Roman Blue Roof

[Visit **srpshelter.com/inspirations**](https://srpshelter.com/inspirations)
to learn more about this project.



FEATURED PROJECT

Indigo Apartments

Meridian, Idaho

FEATURED PRODUCT

① 16' x 24' Gable End, 3 Quantity

FEATURED COLORS

Patrician Bronze Powder Coat Frame
Slate Gray Roof

Visit srpshelter.com/inspirations to learn more about this project.



Features & Benefits



Hidden connections provide a clean look



Prompt engineering services



Architectural designs that provide protection from the sun and weather



Wide variety of roof and frame colors



Ornamental lattice and guardrails are available for an extra design element

Design Resources



CAD files available on CADdetails

Design Options

CUPOLA

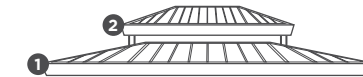
Our steel cupola is available for most shelter styles. The roof color of your cupola will match the roof color of your shelter.



Sheet Metal Non-Vented

DUO-TOP

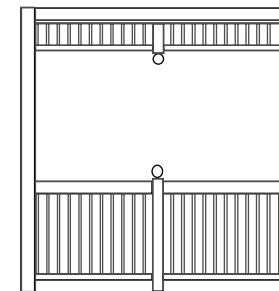
Duo-Top roofing systems are available for most shelter styles.



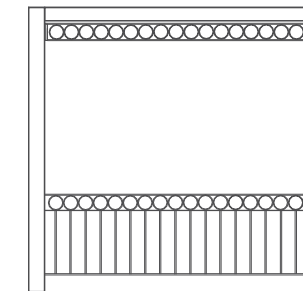
① Standard
② Duo-Top

ORNAMENTAL LATTICE & GUARDRAILS

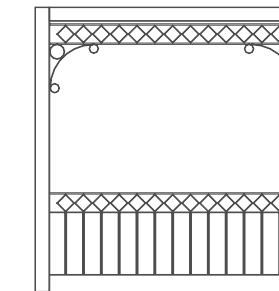
We offer a variety of standard and custom laser-cut patterns for steel guardrails and lattice.



Carmel



Tampa



Diamond

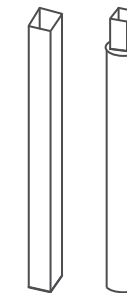
BASE SHOE COVER

Structures engineered with exterior anchor bolts at finish grade can be hidden with base shoe covers.



COLUMNS

Choose from standard square or standard round columns.



Square Round

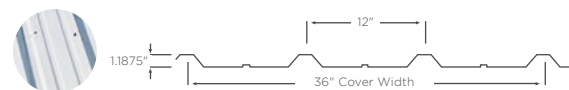
OTHER OPTIONS TO CONSIDER

- Electrical Access and Cutouts
- Sealed Engineering
- Internal or External Anchor Bolts

Color Options

METAL ROOF COLORS

24 Gauge R-Panel Profile



24 Gauge Medallion-Lok Profile




STEEL FRAME COLORS

Gloss



Matte, Textured, or Metallic




Colors are approximate. Ask your representative for an actual color sample.

Complete Your Space

When combined, Superior Recreational Products' product lines create complete site environments. Design your space using one superior company.

Visit srpshade.com, srpplayground.com, and srpsiteamenities.com to learn more.



Limited Warranty

10-YEAR PRO-RATED LIMITED WARRANTY

Superior Recreational Products (SRP) provides a 10-year pro-rated limited warranty from shipping date with the following limitations. SRP limits its warranty to the supply of materials that will assemble according to sealed engineered drawings and installation instructions, and can be assembled with normal expertise and with tools required and found in the construction trades. It is expressly understood that SRP's liability be limited to repair or replacement of nonconforming material at time of delivery.

SRP does not warrant product for defects caused by erection, harsh site conditions, lack of maintenance, and/or other conditions beyond SRP's control. SRP will not be held responsible for any materials that were not properly stored prior to installation. SRP reserves the right to void the limited warranty if it not installed per the installation instructions and/or unauthorized modifications.

SRP shall not be held liable for field alterations. SRP shall only be liable for meeting the building code indicated on the sealed engineered drawings.

Any replacement part under warranty is warranted for the remaining original warranty period or six (6) months, whichever is longer.

This Limited Warranty supersedes all other warranties expressed or implied. The warranty on items not manufactured by SRP (i.e. metal roofing, shingles, wood shelters), will be as passed through SRP's supplier as per their warranty; contact Customer Service for this Supplier Warranty.

This Limited Warranty is conditional upon payment in full to SRP within terms. Liability under this Warranty is limited in that it shall not exceed the original sales price of the components as supplied by SRP.

Powder Coat Warranty

This limited warranty is for the factory applied Superdurable powder coating. This 10-year pro-rated limited warranty is intended to define the obligations and limitations of the purchaser as well as the obligations and limitations of the supplier. This limited warranty is only valid if SRP has been paid in full for the cost of the shelter.

Damage occurring from shipping, erection, vandalism, accidents, or field modifications will require field touch-up immediately and periodically thereafter, which is not covered in this limited warranty.

Exposed nuts and bolts will either be supplied with a light plating or powder coating. It is the responsibility of the contractor to paint and/or touch up the nuts and bolts after erection and these must be maintained by the customer.

The 10-year limited warranty will exclude buildings erected at sites where salt air, corrosive environment, high humidity or sprinkler systems come in contact with the shelter.

Failure to maintain finish system with annual touch-up and documented maintenance procedures will void the limited warranty.

Not covered by this limited warranty are acute angles, end plates, and other accessories that are prone to minor defects on occasions and will require touch-up by owner.

Failure of the coating will be defined when at least 8% of the total coated surface has significant loss of performance or appearance characteristics when compared to the original finish. Rust stains from roof trim, screws, and screw holes do not constitute a failure.

If a claim is made for paint failure a complete document must be provided by the owner. If a site visit is required by SRP the travel expenses will be covered by the customer prior to travel taking place. However, should the failure be determined to be under the limited warranty the customer will be reimbursed for these expenses. In the case of a failed paint system, SRP will repaint the structure with its best in-house system providing that the owner dismantles the structure and returns it to SRP. SRP will refinish the structure and ship it back to job site at their expense. The refinishing will not extend the original warranty of the paint system. The owner is responsible for erecting the building at their expense. As an alternative, SRP will pay customer up to the cost of the original paint system on a pro-rated basis for time left of the 10 year limited warranty.

Cancellation and Return Policy

To view our return policy, please visit superiorrecreationalproducts.com/returns.

Shipping Policy

To view our shipping policy, please visit superiorrecreationalproducts.com/shipping.

View online at srpshelter.com/srp-shelter-warranty.

Certified Fabricator



- LADBS Certified Fabricator*
- City of Houston Registered Fabricator*

*Certificate available upon request.

MADE IN THE USA



3800 Edinburg Drive | Murrysville, PA 15668
15005 Scenic Ridge Drive | James Creek, PA 16657
sales@playgoco.com
1-833-4PLAYGO | 1-833-475-2946
playgoco.com

